












	Open package: tear off at dimple. Remove contents		Holding the tube upright, crush the ampoule	Marijuana Hashish	
	Test paper #633: fold silicon cover HALF way back and crease (do not touch paper surface under the silicon cover)		Holding cap with finger, shake ampoule for 10 seconds	PCP	
	Place (or swipe) sufficient amount of drug onto test paper for best results.		Remove cap and SLANT the tube downward (NOT vertical). Wait for liquid to fill dropper and then squeeze sides to drop liquid	Amphetamine BZP Mescaline	
SPICE/K2	Color Range Dark red to light red			Meth Ecstasy	
Bath Salts		MDPV		Heroin Oxycodone Other Narcotics	
		Mephedrone			

1. A positive must have the color shown on the color chart, regardless if other colors are present
2. Reagents do not destroy the drug being tested
3. A PenTest has sufficient liquid for at least 2 tests. Once ampoules are broken, the test should be used immediately.
4. Replace cap after using. Store out of direct sunlight.
5. **Caution:** keep out of reach of children. In case of contact with eye, flush well with water